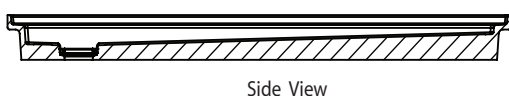
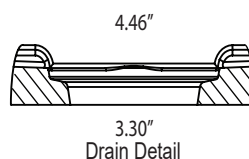
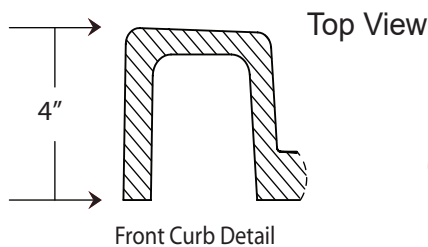
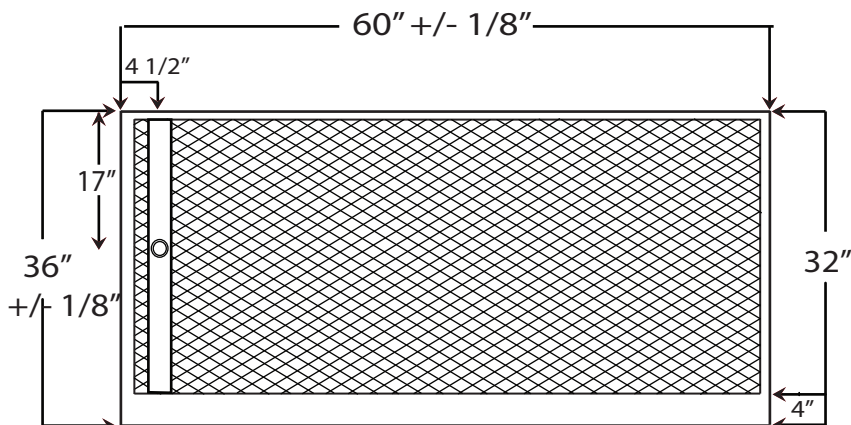


## 60" X 36" Trench Drain Shower Pan

### Specifications

- Model: #TR-OSL-60X36 & TR-OSR-60X36
- Pan Size: 36" x 60"
- Finish: Textured - Non Slip
- Side Wall: 36"
- Back Wall: 60"
- Drain Location: 4 1/2" Offset L/R - Drain Measures:  
17" from Backwall  
4 1/2" from Side Walls
- Drain Openings: 3 1/4"
- Front Curb: Integral 4" High
- Integral Flange on Sides and Back
- Weight: 200 lbs.
- Material: Cultured Marble
- Our Product Comply with one or more of the following: IAPMO, ANZI, CSA & ASTM F462-79 Coefficient of Friction Test



\* Includes stainless steel drain cover

Options available



### Standard Features

- Solid One Piece Construction
- Abrasion Resistant Gel Coat Surface
- Seamless
- Pre-leveled - Rest on Sub Floor
- Extremely Sanitary
- Water Proof and Leak Proof
- Bacteria Resistant
- Easy to Install
- Maintenance Free
- 10 Year Limited Warranty
- Made in the USA

### Additional Accessory Options

- Shower Pan Protector

To review color options for this product please contact your Sales Representative or refer to our website at:

[www.mplcompany.net/request-color](http://www.mplcompany.net/request-color)