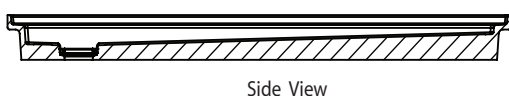
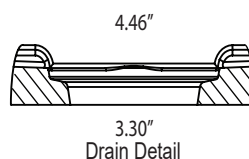
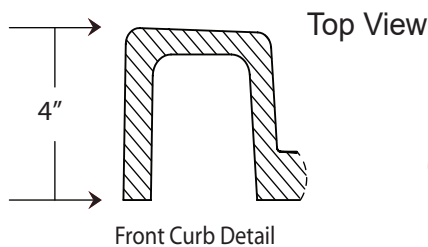
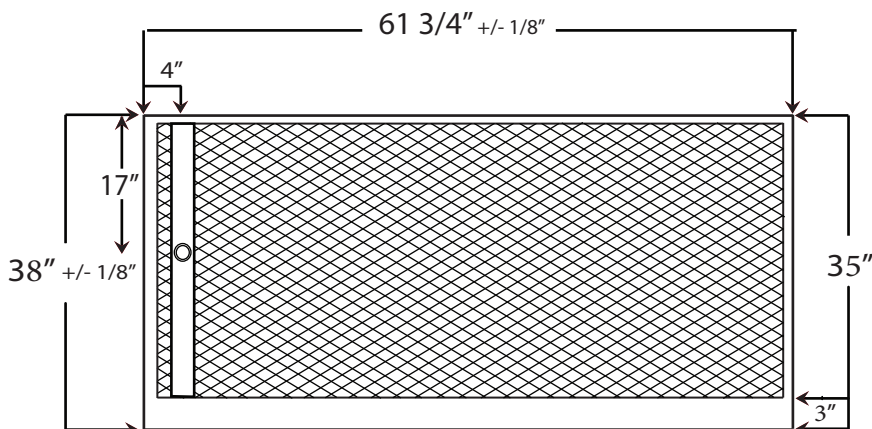


## 62" X 38" Trench Drain Shower Pan

### Specifications

- Model: #TR-OSL-62X38 & TR-OSR-62X38
- Pan Size: 38" x 62"
- Finish: Textured - Non Slip
- Side Wall: 38"
- Back Wall: 62"
- Drain Location: 4" Offset L/R - Drain Measures: 17" from Backwall, 4" from Side Wall
- Drain Openings: 3 1/4"
- Front Curb: Integral 4" High
- Integral Flange on Sides and Back
- Weight: 210 lbs.
- Material: Cultured Marble
- Our Product Comply with one or more of the following: IAPMO, ANZI, CSA & ASTM F462-79 Coefficient of Friction Test



\* Includes stainless steel drain cover

Options available



### Standard Features

- Solid One Piece Construction
- Abrasion Resistant Gel Coat Surface
- Seamless
- Pre-leveled - Rest on Sub Floor
- Extremely Sanitary
- Water Proof and Leak Proof
- Bacteria Resistant
- Easy to Install
- Maintenance Free
- 10 Year Limited Warranty
- Made in the USA

### Additional Accessory Options

- Shower Pan Protector

To review color options for this product please contact your Sales Representative or refer to our website at:

[www.mplcompany.net/request-color](http://www.mplcompany.net/request-color)