

34" x 60" Low Profile Solid Surface Trench Drain

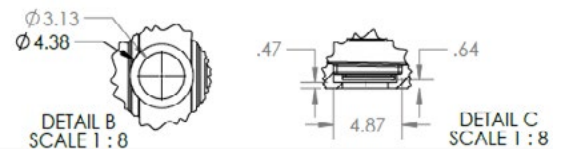
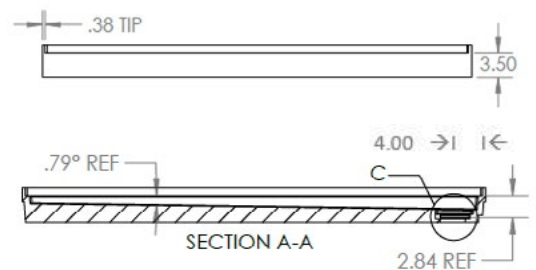
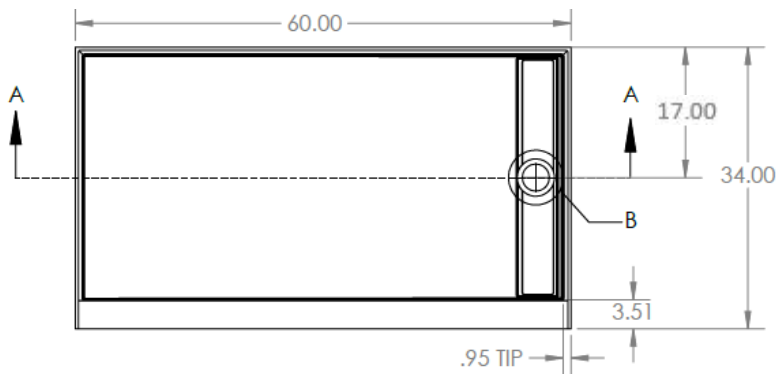
Specifications

- **Model:** LP34x60
- **Material:** Molded, One-Piece, Solid Surface
- **Color:** White, Non-Porous Through-Body Color (No Gel Coat or Topcoat Finish)
- **Integral Flange:** Watertight 1" High Flange Where Pan Meets Wall
- **Curb:** Integral 3 7/16" High X 3 1/2" Wide Curb to Receive Shower Door
- **Floor Finish:** Textured; Non-Slip, Sloped to Trench Drain
- **Trench Drain Cover:** Stainless Steel
- **Composition:** Low Profile; Made From a Minimum of 60% Natural Stone Material, Premium NPG Isophthalic (ISO) Solid Surface Resin
- **Meets Or Exceeds The Following Specifications:** ASME A112.18.1, CSA B125.1-11, cUPC®



Stainless Steel Cover

Features a stainless steel trench drain cover.



To review color options for this product please contact your sales representative or refer to our website at:

www.mplcompany.net/request-color

