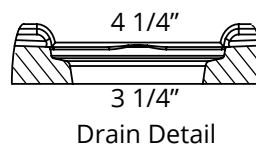
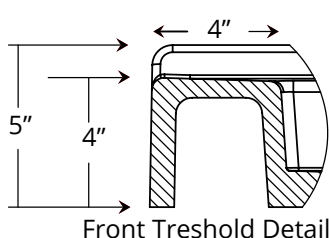
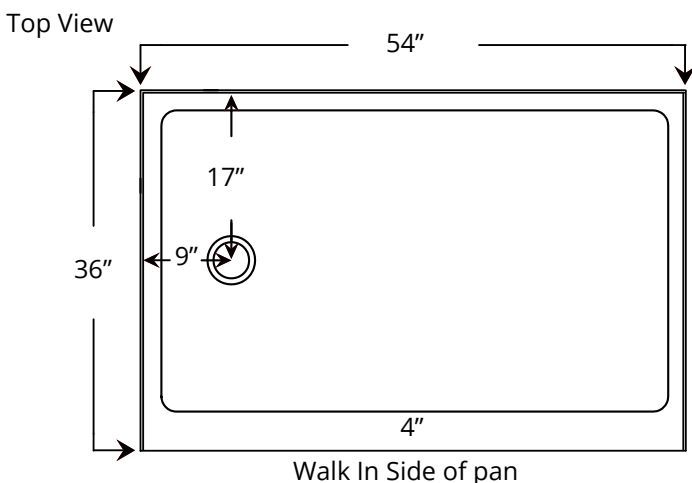



54" x 36" - 9" Offset Drain Shower Pan

Specifications

- **Model:** Offset Drain Pan
- **Pan Size:** 54" x 36"
- **Finish:** Textured; Non Slip
- **Side Wall:** 36"
- **Back Wall:** 54"
- **Drain Location:** Center
- **Drain Measures:** 17" from Backwall;
9" from Side Walls
- **Drain Openings:** 3 1/4"
- **Front Curb:** Integral 4" High
- **Integral Flange:** On Sides and Back
- **Weight:** 134 lbs.
- **Material:** Cultured Marble
- **Our Products Comply With 1 or More of the Following:**
IAPMO, ANZI, CSA & ASTM F462-79
Coefficient of Friction Test



Please Note:
Drain is Not Included with Pan

Standard Features

- Solid 1 Piece Construction
- Abrasion Resistant Gel Coat Surface
- Seamless
- Pre-leveled - Rest on Sub Floor
- Extremely Sanitary
- Waterproof and Leak Proof
- Bacteria Resistant
- Easy to Install
- Maintenance Free
- 10 Year Limited Warranty
- Made in the USA

Additional Accessory Options

- Shower Pan Protector

To review color options for this product please contact your sales representative or refer to our website at:

www.mplcompany.net/request-color