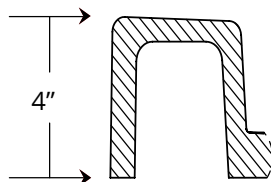
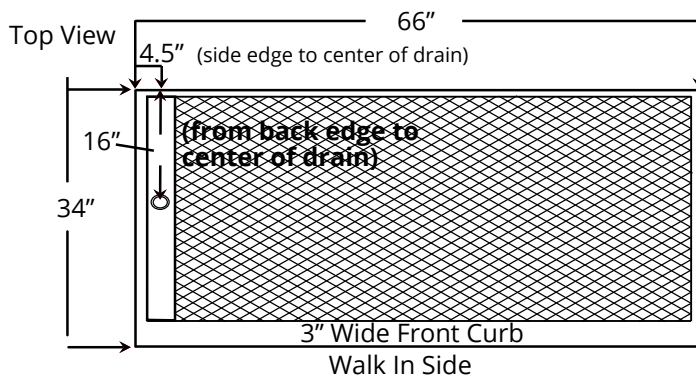


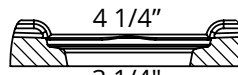
## 66" x 34" Trench Drain Shower Pan

### Specifications

- **Model:** TR-OSL-66X34 & TR-OSR-66X34
- **Pan Size:** 66" x 34"
- **Finish:** Textured; Non Slip
- **Side Wall:** 34"
- **Back Wall:** 66"
- **Drain Location:** 4 1/2" Offset Left/Right
- **Drain Measures:** 16" from Backwall;  
4 1/2" from Side Walls
- **Drain Openings:** 3 1/4"
- **Front Curb:** Integral 4" High
- **Integral Flange:** On Sides and Back
- **Weight:** 250 lbs.
- **Material:** Cultured Marble
- **Our Products Comply With 1 or More of the Following:** IAPMO, ANZI, CSA & ASTM F462-79 Coefficient of Friction Test



Front Curb Detail




Drain Detail

INCLUDES BRUSHED SS TRENCH DRAIN COVER ONLY - PANS DO NOT COME WITH DRAIN



\* Includes Stainless Steel Drain Cover  
Other Options Available (See Drain Options)



### Standard Features

- Solid, 1 Piece Construction
- Abrasion Resistant Gel Coat Surface
- Seamless
- Pre-leveled - Rest on Sub Floor
- Extremely Sanitary
- Waterproof and Leak Proof
- Bacteria Resistant
- Easy to Install
- Maintenance Free
- 10 Year Limited Warranty
- Made in the USA

### Additional Accessory Options

- Shower Pan Protector

To review color options for this product please contact your sales representative or refer to our website at:

[www.mplcompany.net/request-color](http://www.mplcompany.net/request-color)